





DOPLŇ BERUŠKU PODLE PŘÍZNAKŮ (BARVA, VELIKOST, SMĚR)


EDUHRY.CZ






			
---	--	---	--

This row contains a red splash, three circles (small white outline, medium black solid, large white outline), and a right-pointing arrow. The fourth cell is empty for drawing.

EDUHRY.CZ







			
---	--	---	--

This row contains an orange splash, three circles (small white outline, large white outline, medium black solid), and a left-pointing arrow. The fourth cell is empty for drawing.


DOPLŇ BERUŠKU PODLE PŘÍZNAKŮ (BARVA, VELIKOST, SMĚR)




EDUHRY.CZ



			
---	--	---	--


EDUHRY.CZ






			
---	--	---	--

DOPLŇ BERUŠKU PODLE PŘÍZNAKŮ (BARVA, VELIKOST, SMĚR)


EDUHRY.CZ






			
---	--	---	--

The first row of the worksheet features a green background with yellow flowers and a ladybug. It contains a sequence of four boxes. The first box shows a purple splat. The second box shows three circles: a small white outline, a medium white outline, and a large solid black circle. The third box shows a black arrow pointing to the left. The fourth box is empty.

EDUHRY.CZ







			
---	--	---	--

The second row of the worksheet features a green background with yellow flowers and a ladybug. It contains a sequence of four boxes. The first box shows a green splat. The second box shows three circles: a small white outline, a large solid black circle, and a medium white outline. The third box shows a black arrow pointing to the right. The fourth box is empty.

DOPLŇ BERUŠKU PODLE PŘÍZNAKŮ (BARVA, VELIKOST, SMĚR)


EDUHRY.CZ






			
---	--	---	--

EDUHRY.CZ

EDUHRY.CZ







			
---	--	---	--

EDUHRY.CZ

DOPLŇ BERUŠKU PODLE PŘÍZNAKŮ (BARVA, VELIKOST, SMĚR)


EDUHRY.CZ






			
---	--	---	--

This row contains a yellow splash, three circles (small white, medium black, large white), and a right-pointing arrow. The fourth cell is empty for the child to draw a ladybug matching these features.

EDUHRY.CZ







			
---	--	---	--

This row contains a red splash, three circles (small white, medium white, large black), and a left-pointing arrow. The fourth cell is empty for the child to draw a ladybug matching these features.

DOPLŇ BERUŠKU PODLE PŘÍZNAKŮ (BARVA, VELIKOST, SMĚR)


EDUHRY.CZ






			
---	--	---	--

The first row of the worksheet features a green background with a dashed border. It contains a ladybug illustration in the top right corner. Below it is a horizontal row of four white rectangular boxes. The first box contains a green splat. The second box contains three circles: a small white circle, a medium white circle, and a large black circle. The third box contains a solid black arrow pointing upwards. The fourth box is empty.

EDUHRY.CZ





			
---	--	---	--

The second row of the worksheet features a green background with a dashed border. It contains a ladybug illustration in the top right corner. Below it is a horizontal row of four white rectangular boxes. The first box contains a purple splat. The second box contains three circles: a small black circle, a medium white circle, and a large white circle. The third box contains a solid black arrow pointing downwards. The fourth box is empty.

DOPLŇ BERUŠKU PODLE PŘÍZNAKŮ (BARVA, VELIKOST, SMĚR)

EDUHRY.CZ



EDUHRY.CZ

